


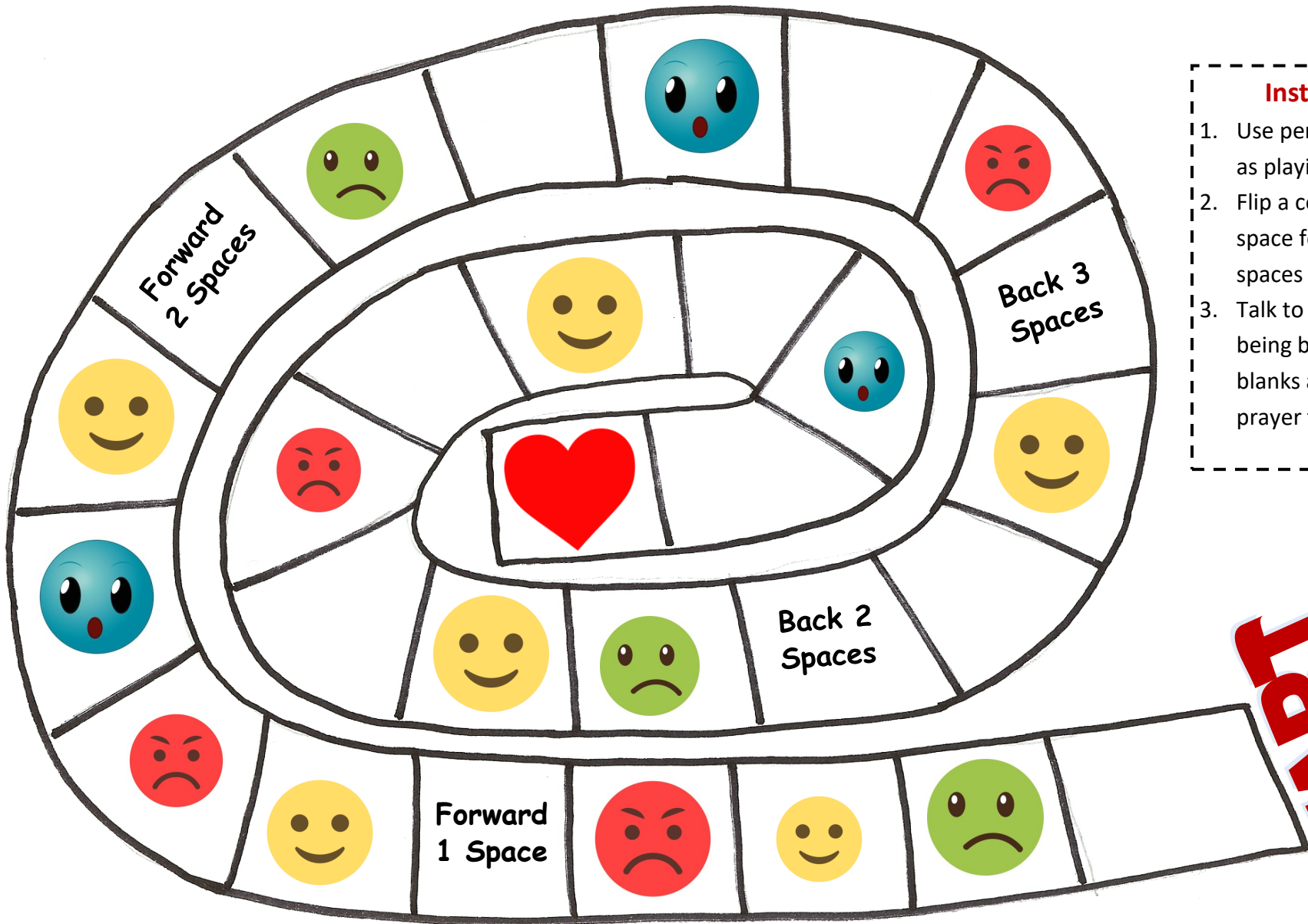
 I feel **sad** when _____
Jesus help me be brave
when I feel sad.

 I feel **mad** when _____
Jesus help me be brave
when I feel mad.

 I feel **scared** when _____
Jesus help me be brave
when I feel scared.

 I was brave when _____
Thank you Jesus for helping
me be brave!





Instructions


1. Use pennies or buttons as playing pieces
2. Flip a coin. Move 1 space for heads or two spaces for tails
3. Talk to Jesus about being brave! Fill in the blanks and pray the prayer that you land

START


Jesus Helps Me Be Brave!



 Jesus I devote my heart to you today! Help me to remember you every day!
I can remember Jesus by _____

 Jesus I devote my words to you today! Help me speak kind words to others!
Some kind words I can use are _____


 Jesus I devote my mind to you today. Help me to be thoughtful and honor you!
Some good thoughts about Jesus are _____

 Jesus I devote my actions to you today. Help to find ways to be helpful!
I can be helpful to others by _____

Instructions

1. Get Three In a row!
2. Pray the prayer matching a picture, then mark it with X
3. Create your own prayer tic-tac-toe on the blank blue board by drawing in the pictures and praying with the picture that matches

Jesus Helps Me Be Devoted!



Red- Pray for someone from school

Blue- Pray for someone from home

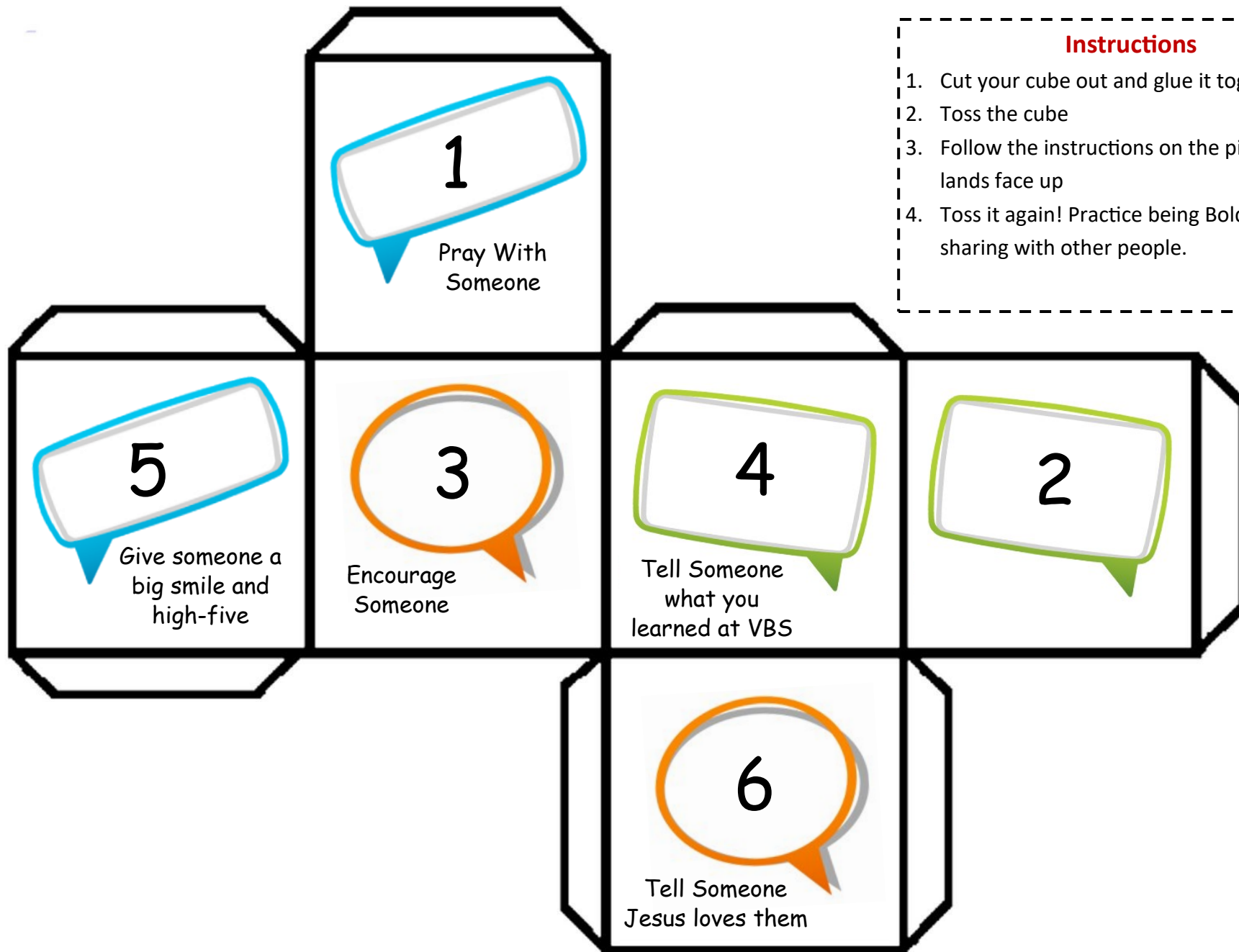
Yellow- Pray for a friend

Green- Pray for a neighbor

Jesus Helps Me Be Caring!

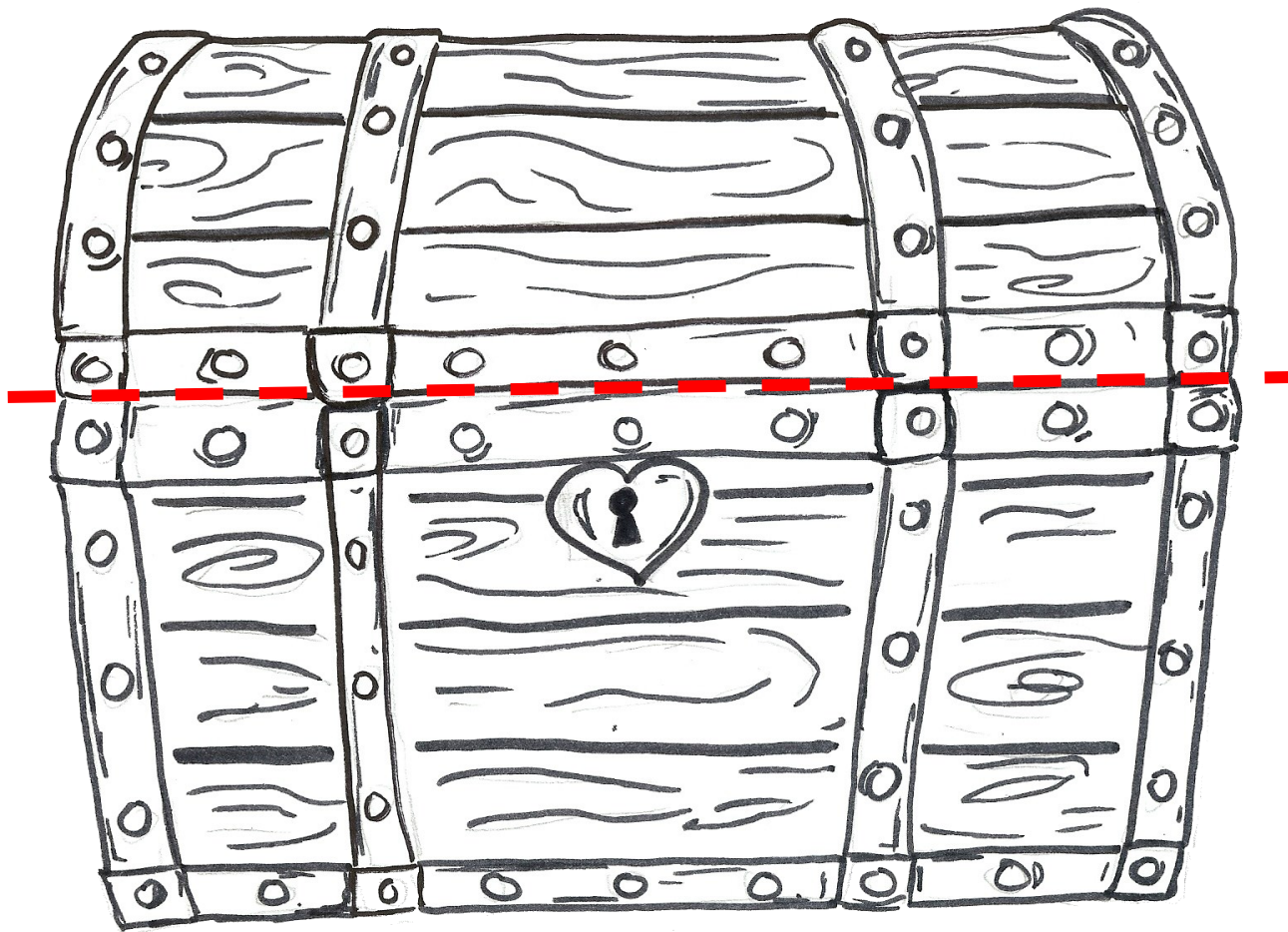
Instructions

1. Spin the spinner
2. Look at the finger and the color. Place the correct finger on the correct color
3. Pray about the color you land on
4. Spin again! Like in the game of twister, don't move your fingers until you land on another color that uses the same finger.



- Instructions**
1. Cut your cube out and glue it together
 2. Toss the cube
 3. Follow the instructions on the picture that lands face up
 4. Toss it again! Practice being Bold and sharing with other people.

Jesus Helps Me Be Bold!



Instructions

1. Color and cut out your treasure chest. Cut apart on the red dotted line.
2. Glue your treasure chest to an envelope, placing the lid of the chest on the top flap of the envelope and the bottom of the chest on the bottom of the envelope. Your chest should be able to open and close.
3. Cut out your coins
4. Pray about how you can be generous with the item on each coin and place into the chest.



Jesus Helps Me Be Generous!